

Accumulator Piston & Sleeve Kits

92834-03K


- 1 Sleeve
- 1 Piston
- 2 O-Rings
- 2 Teflon® Seals

Note: Provides shorter than OEM shifts

92834-05K

- 1 Sleeve
- 1 Piston
- 2 Springs
- 2 O-Rings
- 2 Teflon® Seals

Note: Restores OEM shifts



Note: Also works on all 3 accumulator case bores

Instructions


1. To install the steel accumulator bore sleeves, prelube the o-rings and install in the two grooves. Refer to the following list and photos below and on the following page for proper orientation.
 - Underdrive & overdrive bores: 4 tabs in case first
 - Low/Reverse bore: 4 tabs toward cover
 - 2-4 bore: 4 tabs into valve body bore first
2. To install the piston, prelube the Teflon® seals and install in the two grooves. Refer to the following list and photos below and on the following page for proper piston/spring orientation. The **92834-03K** reuses OEM springs, which provides shorter than factory shifts. If using the **92834-05K** kit, discard the OEM springs and use the replacement spring provided in the kit.
 - Underdrive & overdrive bores: open end of piston and large spring toward cover
 - Low/Reverse bore: springs and open end of piston in case first
 - 2-4 bore: open end of piston and springs facing out of valve body bore

41TE, 42LE


PART NUMBERS 92834-03K, -05K

Accumulator Piston & Sleeve Kits

2-4 ACCUMULATOR



UNDERDRIVE/OVERDRIVE BORE



LOW/REVERSE BORE

